



pasio⁵
05
005

PASIO 5 series – perfect for small rotors

Horizontal universal balancing machines
for rotors from a few grams up to 5 kg

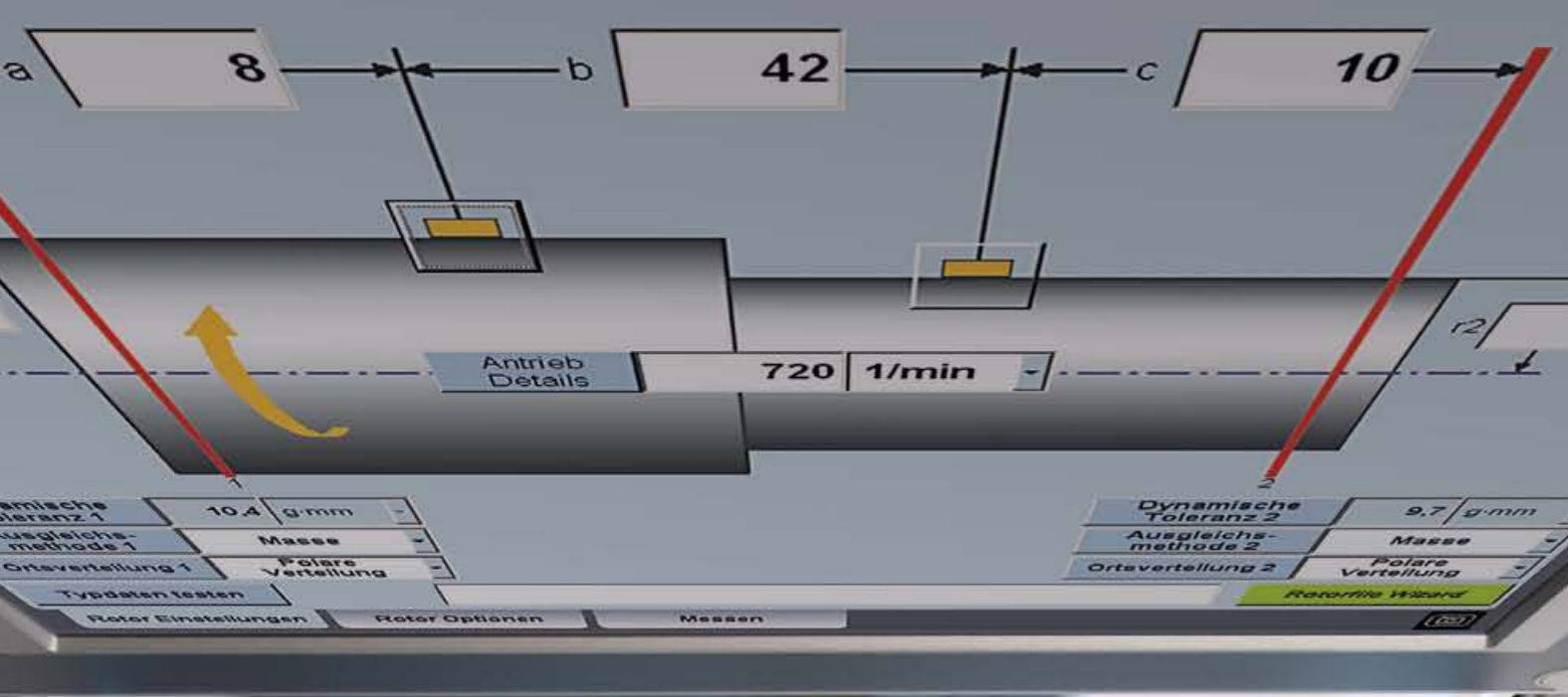


**PASIO 5 series –
the perfect solution
for small and
miniature rotors**

The PASIO 5 series is always the right solution when it comes to the accurate balancing of small and very small rotors. The three models of the PASIO family cover the weight range from a few grams up to 5 kg rotor weight. The spectrum extends from miniature motors or dentists' drills weighing a few grams, to blowers and electric armatures, up to spindles up to a maximum weight of 5 kg.

The three variants of the PASIO series have been technically optimised for your application area: different drive concepts and rotor mountings are used, depending on the model. In the "smallest" version, the travel measurement procedure is used, due to the greater accuracy. The two larger versions make use of the force measurement procedure. Both measurement procedures are supported perfectly by our measuring units, so that they always arrive at the optimum balancing result in these weight classes.





PASIO 5 series – Perfectly planned



Space saving, accurate and easy to operate

These are just three of the many advantages which make the PASIO 5 series the perfect tool for efficiency and process reliability in your business. You will also be convinced by the robust design, the reliable Schenck drive technology and the overall construction that meets the very latest requirements when it comes to technology and ergonomics. With the PASIO 5 series, you can balance a wide range of rotors professionally and accurately.

Intuitive to operate – simple and logical

With this new operating philosophy, we make it easier for you to work with the machine. This begins with the ergonomic arrangement of all operating elements, and continues with the user-friendly touch screen operation of our measuring units. It goes without saying that our main concern was to improve the economy of your balancing processes.

Good view in every position

Different lighting effects and conditions can sometimes restrict or impair the visibility. Glare-free working in every lighting situation is ensured by the adjustable viewing angle of the screen.

Set up and start work immediately

Do you have a power connection and a table? Then you have everything you need. The PASIO 5 series can be brought into operation using the "plug & play" process. And because space is a scarce commodity in any business, we have designed the machine as a compact monoblock construction so that it requires less place. It is, however, still fully accessible and completely in order – a balancing machine which turns in a great performance in the smallest space possible.



The adjustable viewing angle of the measuring unit screen enables glare-free working.




Protective cover for rotors with sharp-edged surfaces




Easy setup of the laser scanning head for an even more accurate angle position (Pasio 005)



Tangential drive for very lightweight rotors such as non-ferrous armatures (Pasio 05)



Balancing of permanent magnet armatures with 3 drive belts (Pasio 5)



Belt drive from above for balancing of radial fans (Pasio 5)

Discover the versatility

Convincing precision technology

The PASIO 5 series shows its strengths even when setting up. With the built in line laser, you can set up the machine for the rotor quickly and faultlessly. All values are saved, and are therefore also available again at any later time for rotors of the same type. The new laser scanning head is easy to adjust and so offers even more accurate angle position – a simple mark on the rotor in a contrasting colour is often enough for a reliable measurement. The machine registers the position of the different reference marks.

The automatic angle positioning on the correction points enables an exact and fast unbalance correction on all models. The measurements remain reliably accurate even in the case of magnetised rotors such as permanent magnet armatures. Due to the anti-magnetic material of the PASIO 5 series it avoids undesired feedback effects, and therefore distorted measurement results.



The line laser ensures the clear display of the measurement planes (Pasio 5)

Calibration runs unnecessary

With the PASIO 5 and 05, no calibration runs are required during the complete balancing process. These two models are permanently calibrated, so that the measuring run can be started immediately after entering the geometric data.

With the PASIO 005, a short calibration run is important for even greater accuracy due to the required precision. The measuring units guide the user simply and quickly through the individual steps, so that balancing can be started within a few minutes.

Variable drive technology for great flexibility

Wherever it is used, it works with the maximum flexibility, providing weighty advantages even in the case of light rotors. The PASIO 5 series is your flexible partner in the workshop and laboratory, in repair operation or also for small series production. The benefits: it balances very small rotors from a few grams up to 5 kg. This is made possible by the variable drive technology with which we have equipped the machine. For small and miniature rotors, a belt drive with an elastic drive belt is used. In combination with prism bearings, this achieves the maximum measuring sensitivity. This means for example that

you can process very light precision components such as electric motors and spindles for the textile and machine tool industry. Rotors in the standard range from 1 – 5 kg are balanced with a universal belt drive.

Proven measuring technology

The PASIO 5 series comes complete with proven measuring technology in the accustomed Schenck top quality in two levels:

The **CAB 920** SmartTouch combines maximum precision with simplest operation: the CAB 920 offers an ingeniously simple operating concept, whose logical relationships are clearly apparent at the first glance. The result is totally convincing: rapid and safe working with the minimum learning requirement – for every conceivable technical rotor variant.


The **CAB 820** is the basic measuring unit, which sets the standards for its class. It offers absolute peak performance combined with every operating convenience, all at outstanding value for money. This measuring unit is always the right solution when you want to achieve the balancing objective in your business quickly and without major effort.



CAB 920 the top level measuring unit – with easy operation and peak performance



CAB 820: The basic measuring unit for outstanding accuracy with clear displays



PASIO 005

For small and miniature rotors up to 50 g

Despite their low weight and dimensions, small and miniature rotors used in the dental and medical field, the watch-making and photographic industry and model construction are all perfectly balanced on the PASIO 005. In order to achieve the required precision, the PASIO 005 uses the travel measurement procedure.

PASIO 05

For rotors up to 0.5 kg

With this version, small and very small rotors can be balanced perfectly and with great accuracy. These typically include electric motors, fans, turbines, pumps, shafts or components used in medical technology and model construction. The PASIO 05 also uses the force measurement procedure and has a non-magnetic measuring bridge.



Technical data

Maximum rotor weight	50 g
Maximum rotor diameter	30 mm
Journal spacing	45 mm
Journal diameter	1 – 6 mm

Machine data

Dimensions	(see drawing)
Overall weight	135 kg
Power supply	230V AC, 50/60 Hz

Belt drive

Tangential from above with round belt	
Drive performance	100 W
Automatic indexing	included
Smallest achievable residual unbalance KER ¹⁾	0.1 gmm/kg
Maximum value CAB 920	not less than 0.01 gmm
2-colour painting	RAL 7035 (light grey), RAL 7024 (graphite grey)

Measuring units

CAB 920 – the top level measuring unit with SmartTouch user guidance and touch screen operation

Options

Protective cover to ISO 7475 Class C (protection against ejected parts)
Test rotor with test weights 6.3 g
External interfaces for printer and network
Laser printer for reporting
Software functions for measuring unit
– Correction calculation
– Operator support
– Data management



Technical data

Maximum rotor weight	0.5 kg
Maximum rotor diameter	60 mm
Journal spacing	65 mm
Journal diameter	1 – 10 mm

Machine data

Dimensions	(see drawing)
Overall weight	135 kg
Power supply	230V AC, 50 / 60 Hz

Belt drive

Tangential from above with round belt	
Drive performance	100 W
Automatic indexing	included
Smallest achievable residual unbalance KER ¹⁾	0.1 gmm/kg
Maximum value CAB 920	0.02 gmm
2-colour painting	RAL 7035 (light grey), RAL 7024 (graphite grey)

Measuring units

CAB 920 – the top level measuring unit with SmartTouch user guidance and touch screen operation

Options



Protective cover to ISO 7475 Class C (protection against ejected parts)
Test rotor (60 g) with test weights
External interfaces for printer and network
Laser printer for reporting
Software functions for measuring unit CAB 920
– Correction calculation
– Operator support
– Data management



PASIO 5

The right solution for rotors up to 5 kg

Typical rotors in the class up to 5 kg include small to medium-size electric motors, spindles, fans and turbines. The machine uses the force measurement procedure. This means that the measuring run can be started immediately after mounting the rotor, without requiring a calibration run. Another special feature is the non-magnetic design of the measuring bridge, in order to also be able to balance magnetic rotors, such as those of permanent magnet motors, without any problems.



Technical data

Maximum rotor weight	5 kg
Maximum rotor diameter	150 mm
Journal spacing	15 – 240 mm
Journal diameter	5 – 22 mm
Journal diameter optional	21 – 40 mm

Machine data

Dimensions	(see drawing)
Overall weight	135 kg
Power supply	230V AC, 50/60 Hz

Belt drive

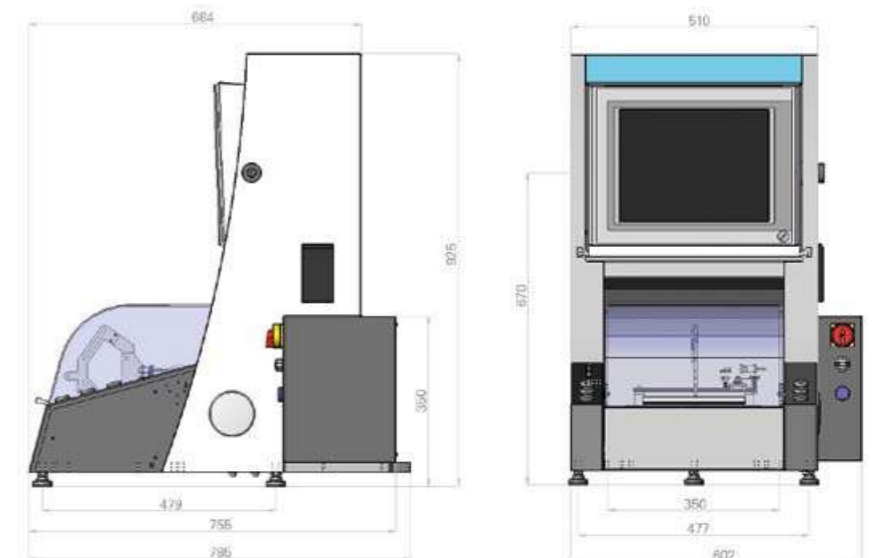
Tangential from below with flat belt ¹⁾	
Tangential from below with round belt	
Drive performance	100 W
Automatic indexing	included
Smallest achievable residual unbalance KER ²⁾	0.1 gmm/kg
Maximum value CAB 820/CAB 920	0.15 gmm
2-colour painting	RAL 7035 (light grey), RAL 7024 (graphite grey)

Measuring units

CAB 820 – the basic measuring unit with touch screen operation
CAB 920 – the top level measuring unit with SmartTouch user guidance and touch screen operation

Options

Protective cover to ISO 7475 Class C (protection against ejected parts)
Add-on kit for small rotors
– Tangential from below with round belt
– Prism insert for bearing journal 2 – 22 mm
Test rotor (500 g) with test weights
External interfaces for printer and network
Laser printer for reporting
Software functions for measuring units CAB 820 and CAB 920
– Correction calculation
– Operator support
– Data management



¹⁾ Convertible to overhead tangential belt drive

²⁾ Smallest achievable residual unbalance per plane



SCHENCK

Balancing and
Diagnostic Systems

SCHENCK RoTec GmbH
Landwehrstraße 55
64293 Darmstadt, Germany

www.schenck-rotec.com
eMail: rotec@schenck.net
Tel.: +49 (0) 6151 - 32 23 11
Fax: +49 (0) 6151 - 32 23 15

The  Group